



ADAGUC Workshop

<http://adaguc.knmi.nl/>

KNMI organizes a 3-day workshop to provide hands-on experience with the ADAGUC software suite. Users running a non-unix operating system can make use of a virtual machine to work with the software.

Wednesday June 17th

Overview and installation of ADAGUC Viewer + Server

- 10:30 Opening of the workshop
- 11:00 Tour de table – participants
- 11:30 Overview and demo of ADAGUC, what is new
- 12:00 Lunch
- 13:00 Quick tour on OPeNDAP, WMS and WCS
- 14:00 Installation of ADAGUC Viewer and ADAGUC Server
- 17:30 End of day one

Thursday June 18th

Configuration demo and how to use your own data

- 9:30 Wrap-up of previous day
- 10:00 How to configure the server, examples on custom styling and rendering
- 11:00 Using GetFeatureInfo for making timeseries graphs
- 11:30 Get your own data working, display and map your data
- 12:00 Lunch
- 13:00 Getting hands-on experience with ADAGUC
- 17:30 End of day two

Friday June 19th

Visualization of remote OpenDAP data and retrieving custom data from the server

- 9:30 Wrap-up of previous day
- 10:00 Visualizing remote OPeNDAP servers (ESGF, Unidata, OpenEarth, Met.no, FMI, KNMI)
- 11:00 Demo on how to get SUOMI NPP VIIRS data working using PyTroll
- 12:00 Lunch
- 13:00 Roadmap and future work
- 14:00 Getting hands-on experience with ADAGUC
- 17:30 End of workshop

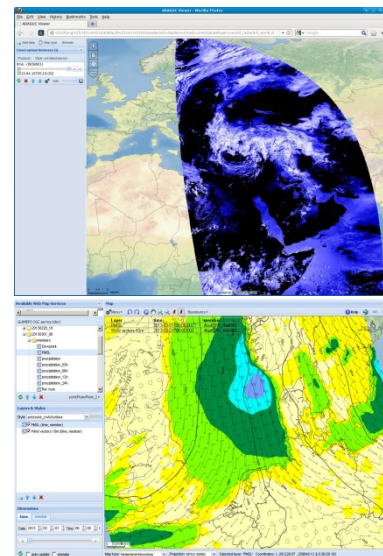
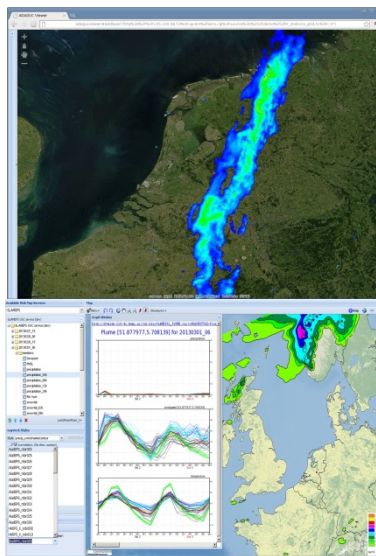
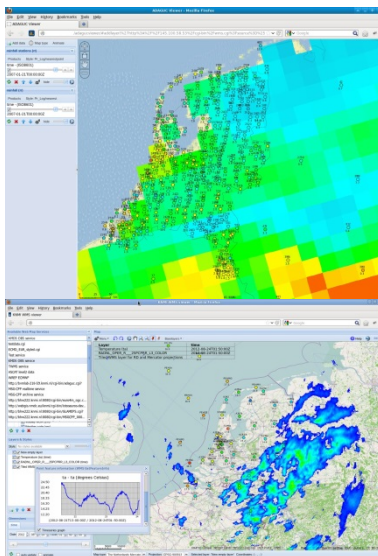
When: 2015 June 17th - 19th

Where: KNMI
Utrechtseweg 297, de Bilt.
www.knmi.nl/contact

Sign-up: adaguc@knmi.nl

Bring your own data
and laptop!

<http://adaguc.knmi.nl>
<http://msgcpp.knmi.nl>
<http://data.knmi.nl/>



Information and sign-up: adaguc@knmi.nl